



Shade Sail ANCHOR

The Shade Sail Anchor is a unique steel bracket offering structurally superior fixing of shade sails to roof-lines.

The Shade Sail Anchor assists in reducing potential problems by allowing the shade sail to be supported by rafters, wall top plate and wall studs which have the structural integrity necessary for additional loads.

- Two steel angle brackets, one solid steel rod with a hoop welded to the top.
- Brackets are bolted to the rafter & angles are screwed to top wall plate of building.
- Shade Sail Anchors are easy to install through tile or metal roofs - no special tools required.
- Weather Seal included (for flashing).



ALSO AVAILABLE IN THE PRODUCT RANGE

Roof Extenda BRACKET

MKII - \$300 - \$400 - \$500

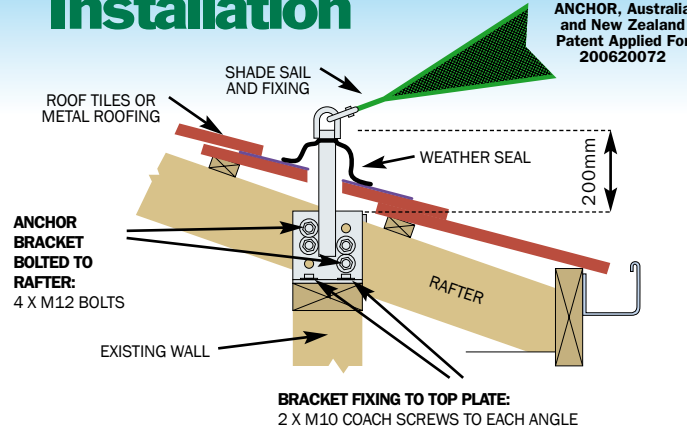
These four different height adjustable brackets solve the problem of larger vehicles (boats and caravans etc) by lifting the height of the pergola or carport that is attached to the main roof not the fascia.



BRACKET, Patent Number
Australia: 707335
New Zealand: 312047


Simplicity Versatility Strength

Shade Sail ANCHOR Installation



ANCHOR, Australia and New Zealand Patent Applied For 200620072

- 1) Remove roofing tiles or lift sheet roofing from the area where Anchor is to be fitted.
- 2) Bolt the section with steel rod and the backing plate to the rafter with 4 x M12 bolts. Secure both brackets to the top wall plate with 2 x M10 coach screws (**refer to drawing**), to assist in reducing any uplift.
- 3) Replace tiles or roof sheet cutting the hole to allow the steel rod and hoop to penetrate the roof.
- 4) The Weather Seal is then slid over the hoop and moved down to be formed to suit the profile of the roofing. Mark the Weather Seal position on the roofing. Slide the Weather Seal up to apply neutral cure silicone to the area marked, press the Weather Seal into position and finish with a bead of silicone to the edges of the Weather Seal to complete the fitting.



Note: Prior to erection of the Shade Sail check if a building approval from the Local Council or Shire is required as regulations vary from area to area. Roof Extenda Pty Ltd accepts no responsibility for the type of construction undertaken.

COMPUTATIONS AVAILABLE ON REQUEST



PO Box 373 Hastings Vic 3915 ABN 39 073 621 208
Phone +61 (0) 3 5978 8755 Email info@roofextenda.com.au
Fax +61 (0) 3 5978 8016 Web www.roofextenda.com.au

AVAILABLE NATIONALLY

from Leading Timber and Hardware Merchants

Shade Sail ANCHOR

A better way of erecting Shade Sails that attach to buildings



ANCHOR, Australia and New Zealand Patent Applied For 200620072



MAM6806 • DEC2011 • SSA • G



**Tiled
Roofs**

Shade Sail Anchor

**Metal
Roofs**

A better way of erecting Shade Sails that attach to buildings



- **Attaches to rafter and wall top plate rather than fascia for extra strength.**
- **Ensures protection from updrafts in high wind areas.**
- **Offers protection from all weather conditions over BBQs, pools and play areas.**

Shade Sail Anchors are easy to install through tile and metal roofs – no special tools are required!